

# NREGA ANALYSIS DASHBOARD

STATE NAME

All

DISTRICT NAME

All

Total no. of  
Workers

269233343

Total no. of Active  
Workers

175479159

Total Household  
Worked in NREGA

46467031

Total Differently  
abled Employee

396421

Total Approved  
Labour Budget

2bn

Total  
Expend(Lakhs)

54,69,844

Total Expend on  
Wages (Lakhs)

40,16,984

Total Expend on  
Material (lakhs)

13,39,729

Completed  
Works

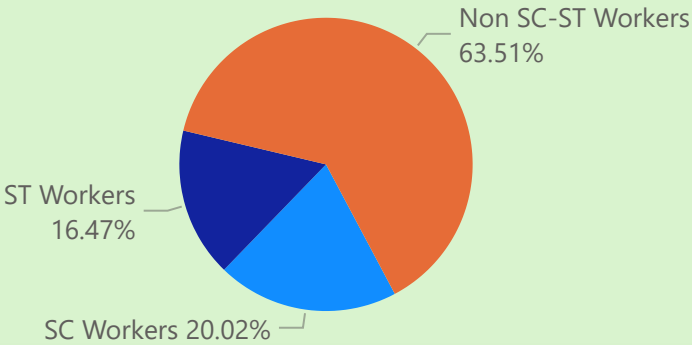
3710809

Total Ongoing  
Works

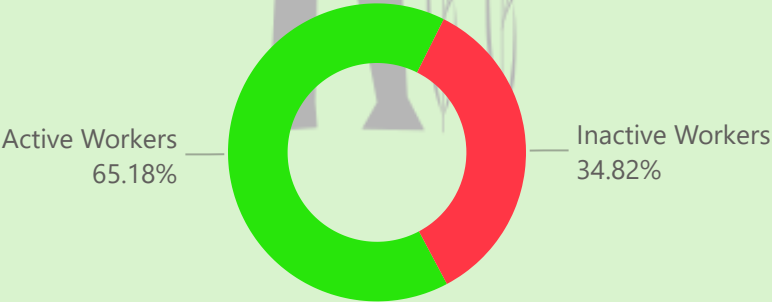
13055054



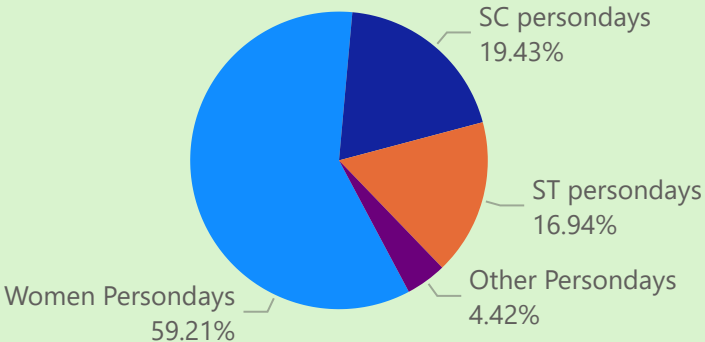
Caste Wise Distribution Among Active Workers



Job Status

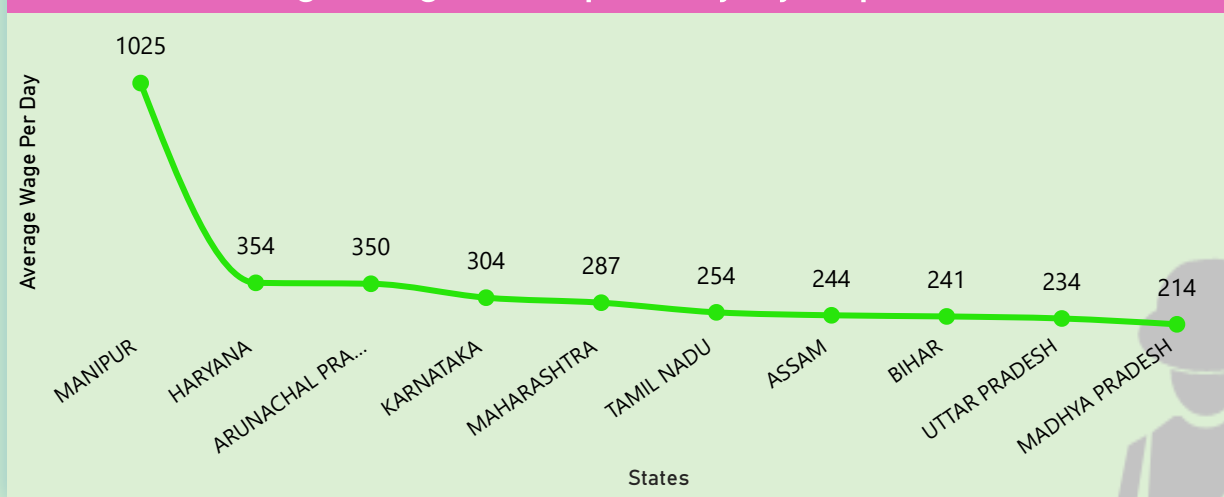


Persondays by Worker Category



# NREGA ANALYSIS DASHBOARD

## Average Wage Rate per Day by Top 10 State



## Top 10 States by Expenditure (Lakhs)



## Total Number of Active Workers and Corresponding Expenditure by State

